

**CLIMATE CONTROL—FACTORY INSTALLED A/C
PREP PACKAGE COMPONENT IDENTIFICATION AND
WARRANTY COVERAGE—F-53 SUPER DUTY CLASS
A MOTORHOME CHASSIS VEHICLES ONLY**

**Article No.
01-7-5**

FORD: 1999-2001 SUPER DUTY F-53 STRIPPED CHAS.

ISSUE

The purpose of this article is to identify Ford factory-installed A/C prep package components and clarify warranty coverage on the F-53 Super Duty Class A Motorhome Chassis.

ACTION

The F-53 chassis is equipped with a factory-installed A/C prep package consisting of the

components shown in the following chart and illustration (Figure 1).

SERVICE INFORMATION

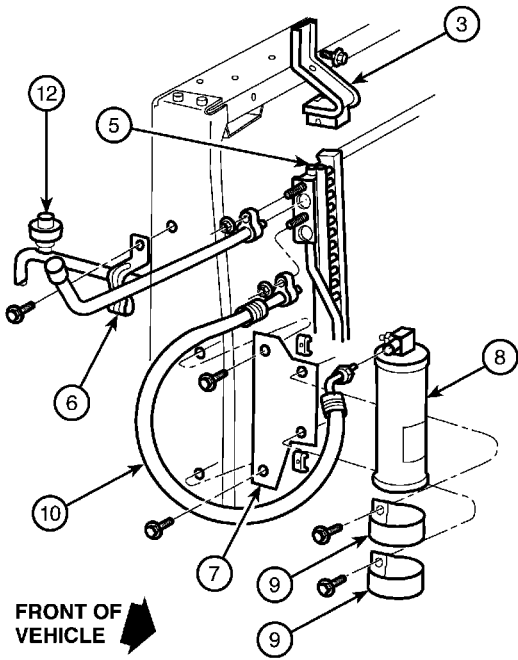
All parts listed are covered under 36 Month/36,000 Mile Bumper to Bumper Warranty. All other vehicle modifier-installed A/C system components are not part of this warranty coverage.

ITEM	PART NUMBER	PART DESCRIPTION	QTY
1	F81Z-19703-AB	Compressor Assembly	1
	F81Z-19D786-AA	Clutch Assembly	1
2	F81Z-19972-AA	Tube Assembly - A/C	1
		Compressor-To-Condenser	
3	F81Z-19B594-AB	Bracket Assembly - A/C Condenser Mounting (Upper)	2
4	F81Z-19B594-BA	Bracket Assembly - A/C Condenser Mounting (Lower)	2
5	F81Z-19712-AA	Condenser Assembly - A/C	1
6	F81Z-19812-AA	Bracket - A/C Hose	1
7	F81Z-8052-AA	Bracket - Receiver Dryer Mounting	1
8	F81Z-19C836-AB	Dehydrator And Receiver Tank Assembly	1
9	F5TZ-19D607-AA	Bracket - A/C Dehydrator Tank	2
10	F81Z-19837-AB	Hose Assembly - A/C Condenser-To-Dehydrator Tank	1
11	F7UZ-14536-HB	Bracket - Wiring	1
12	F5TZ-19D594-AA	Switch Assembly - A/C Pressure Clutch (High Pressure)	1
-	F5VY-19E561-A	Switch Assembly - A/C Clutch (Low Pressure) (Not Shown) (Ford Provided, Vehicle Modifier Installed)	1

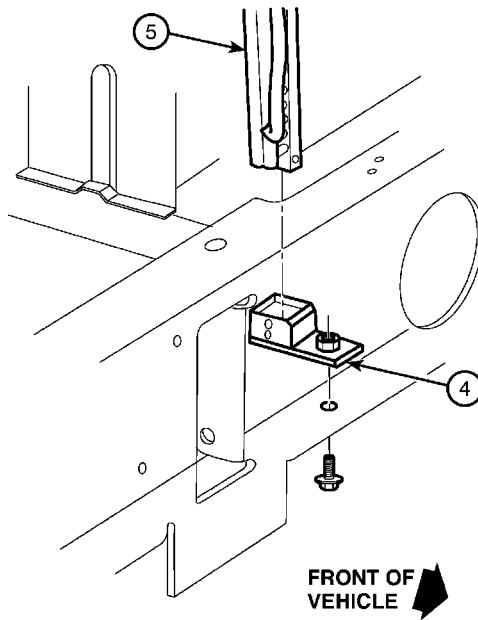
OTHER APPLICABLE ARTICLES: NONE

WARRANTY STATUS: INFORMATION ONLY

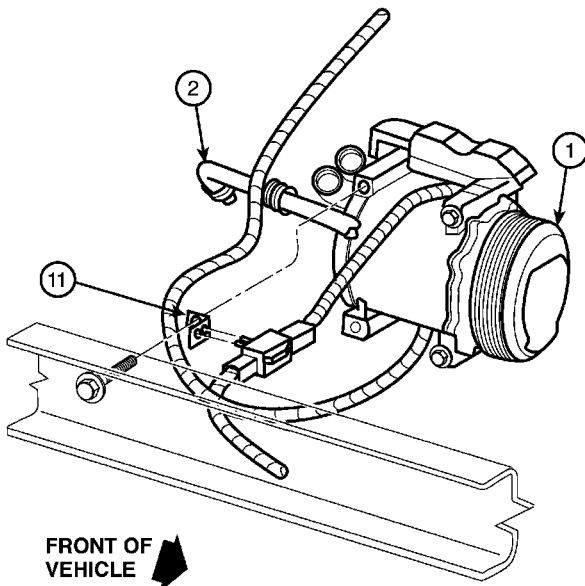
OASIS CODES: 208000, 208200



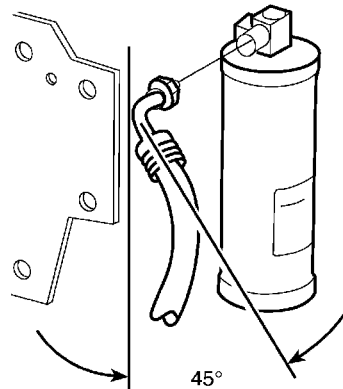
FRONT OF VEHICLE



FRONT OF VEHICLE



FRONT OF VEHICLE



45°

ITEM	DESCRIPTION
1	COMPRESSOR ASSEMBLY
2	TUBE ASSEMBLY - A/C COMPRESSOR-TO-CONDENSER
3	BRACKET ASSEMBLY - A/C CONDENSER MOUNTING (UPPER)
4	BRACKET ASSEMBLY - A/C CONDENSER MOUNTING (LOWER)
5	CONDENSER ASSEMBLY - A/C
6	BRACKET - A/C HOSE
7	BRACKET - RECEIVER DRYER MOUNTING

ITEM	DESCRIPTION
8	DEHYDRATOR AND RECEIVER TANK ASSEMBLY
9	BRACKET - A/C DEHYDRATOR TANK
10	HOSE ASSEMBLY - A/C CONDENSER-TO-DEHYDRATOR TANK
11	BRACKET - WIRING
12	SWITCH ASSEMBLY - A/C PRESSURE CLUTCH (HI PRESSURE)
-	SWITCH ASSEMBLY - A/C CLUTCH (LOW PRESSURE) (NOT SHOWN)

TB-6332-A

Figure 1 - Article 01-7-5